









GastroTM Gastrolyzer[®]







Quick Start Guide



Taking a Breath Test

1. Attach a breath sampling D-piece and new Steribreath[™] mouthpiece.
2. Turn on the monitor by pressing the power button once.
3. Press 'Breath Test' symbol on screen .
4. To cancel the breath test, press .
5. Inhale and hold breath for the pre-set 15 second countdown.
6. A beep will sound during the last 3 seconds of the countdown.
7. Blow slowly into mouthpiece, aiming to empty lungs completely.
8. The ppm levels will rise and hold on-screen.
9. When the test is finished    will appear at the bottom of the screen.
10. To repeat breath test, press  and repeat steps 4-8.
11. To return to the home screen, press .
12. To save the reading, press  and select the relevant patient profile.
13. Remove the D-piece between tests to purge sensor with fresh air.
14. To switch off, press and hold the power button for 3 seconds, unit will also power off after 45 minutes of inactivity to save power.

Taking a Facemask Test

1. Attach a new facemask sampling system.
2. Turn on the monitor by pressing the power button once.
3. Press .
4. To cancel the test, press .
5. Inhale and exhale in to the facemask, the device will take the reading in real-time.
6. The ppm levels will rise and hold at the peak level, when this has stopped rising for a period of 5 consecutive seconds the test result can be recorded and the test stopped.
7. When the test is finished    will appear at the bottom of the screen.
8. To repeat the test, press  once to return to the home screen and repeat steps 3-6.
9. Remove the facemask sampling system between tests to purge sensor with fresh air.
10. To switch off, press and hold the power button for 3 seconds, unit will also power off after 45 minutes of inactivity to save power.

Issue 1- September 2015, Part No: LAB674
Bedfont Scientific Limited reserve the right to change or update this literature without prior notice.

coVita | bedfont
30 Washington Ave. Suite D. Haddonfield, NJ 08033
Tel: (800) 707-5751 Fax: (800) 721-2377
Email: info@covita.net www.covita.net



0086

coVita
breath analysis is the new blood test



ISO 9001:2008
Cert No. 15121664
ISO 13485:2003
Cert No. MD 002905

To download the full manual and
GastroCHART[™] software please go to

www.covita.net